

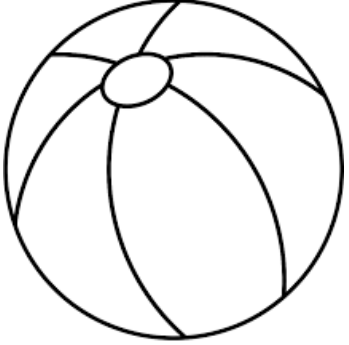

















NEW ERA HIGH SCHOOL, PANCHGANI  
English      Class I      Worksheet 3

Topic	Words and Pictures							
Time Line	1 week (11 <sup>th</sup> May to 17 <sup>th</sup> May, 2020)							
Key Concepts	<ul style="list-style-type: none"> <li>• Writing two letter and three letter words</li> <li>• Matching words and pictures</li> </ul>							
Objectives	<ul style="list-style-type: none"> <li>• To be able to read and write two letter words.</li> <li>• To be able to read and write three letter words.</li> <li>• To be able to match words and pictures.</li> </ul>							
Learning Outcomes	<ul style="list-style-type: none"> <li>• Know to read and write two and three letter words.</li> <li>• Know to look at pictures and match the correct word to the pictures.</li> </ul>							
Activity	<p style="text-align: center;"><b>1. Write the correct word below each picture. ( 5 Marks)</b></p> <table border="1" style="width: 100%; height: 300px;"> <tr> <td style="text-align: center; vertical-align: middle;">   <hr style="width: 80%; margin: 0 auto;"/> </td> <td style="text-align: center; vertical-align: middle;">   <hr style="width: 80%; margin: 0 auto;"/> </td> <td style="text-align: center; vertical-align: middle;">   <hr style="width: 80%; margin: 0 auto;"/> </td> </tr> <tr> <td style="text-align: center; vertical-align: middle;">   <hr style="width: 80%; margin: 0 auto;"/> </td> <td style="text-align: center; vertical-align: middle;">   <hr style="width: 80%; margin: 0 auto;"/> </td> <td style="text-align: center; vertical-align: middle;">   <hr style="width: 80%; margin: 0 auto;"/> </td> </tr> </table>		 <hr style="width: 80%; margin: 0 auto;"/>	 <hr style="width: 80%; margin: 0 auto;"/>	 <hr style="width: 80%; margin: 0 auto;"/>	 <hr style="width: 80%; margin: 0 auto;"/>	 <hr style="width: 80%; margin: 0 auto;"/>	 <hr style="width: 80%; margin: 0 auto;"/>
 <hr style="width: 80%; margin: 0 auto;"/>	 <hr style="width: 80%; margin: 0 auto;"/>	 <hr style="width: 80%; margin: 0 auto;"/>						
 <hr style="width: 80%; margin: 0 auto;"/>	 <hr style="width: 80%; margin: 0 auto;"/>	 <hr style="width: 80%; margin: 0 auto;"/>						
Submission	<p><b>For Activities:</b> Please ensure that your child completes the activities given in the time allotted and gets the entire collection along physically to school once we reopen. The activities should be solved on a separate sheet/booklet or a separate project as the marks indicated will be included for internal assessment.</p>							

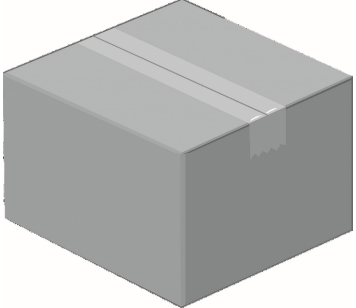

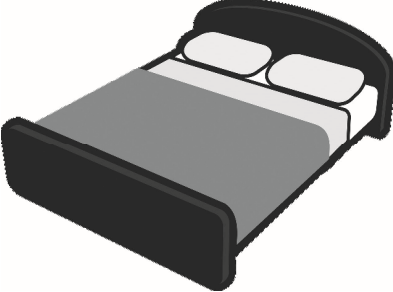
	<p><b>For Worksheets:</b> Kindly ensure your child completes the given worksheet in the same week mentioned. These worksheets have to be solved in their own handwriting on a separate new sheet and after completion the scanned copy or an image (clear picture taken on a mobile) to be mailed to the teacher. Kindly take note of the date of submission.</p> <p>Also, please ensure the sheet contains the name of your child, his/her class, the name of the subject and the worksheet number.  For e.g Name: Aarohi Joshi    Class:I            Subject: English            Worksheet No. 2.  The same should reflect in the subject line of your e-mail.</p> <p>The worksheet should be submitted by 14<sup>th</sup> May, 2020.  For any queries you may contact me on my e-mail ID. <a href="mailto:elsie.sharma@nehs.in">elsie.sharma@nehs.in</a>  Contact number: 9420466323</p>
Moral Value	Make Mummy and Daddy happy by brushing your teeth everyday.

New Era High School, Panchgani  
Primary School  
English    Class I    Worksheet 3

Name \_\_\_\_\_


**1. Make More Words**

Write **b** or **c** to make the word.

 — - - - — <b>ox</b>	 — - - - — <b>at</b>	 — - - - — <b>ed</b>
--	--	---

2. Missing Beginning Letters

Say the name of each picture. Which letter will complete the word? Write the letter in the space provided.



\_\_\_\_  
\_\_\_\_ ig  
\_\_\_\_




\_\_\_\_  
\_\_\_\_ ee  
\_\_\_\_



\_\_\_\_  
\_\_\_\_ up  
\_\_\_\_



\_\_\_\_  
\_\_\_\_ mbrella  
\_\_\_\_



\_\_\_\_  
\_\_\_\_ onkey  
\_\_\_\_

\*\*\*\*\*